

—Standard Valves—

4021-A Valve
-B Valve
-C Valve

4021-A, 4021-B AND 4021-C VALVES

TRIODES.

SPECIFICATION.

Cathode.

Oxide coated filament.
Constant current type.

Base.

4021-A Medium 4-pin bayonet thrust.
4021-B Standard British 4-pin.
4021-C Medium 4-pin bayonet thrust, grid connected to top cap.

Dimensions.

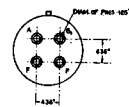
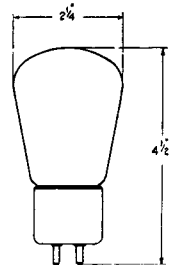
	4021-A	4021-B	4021-C
Overall length			
ins.	4½	4 ⁹ / ₁₆	5
cms.	11.4	11.6	12.7
Maximum diameter			
ins.	2¼	2¼	2¼
cms.	5.7	5.7	5.7
Net weight lbs.	0.14	0.14	0.14
gms.	65	65	65

Constants.

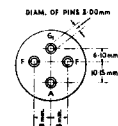
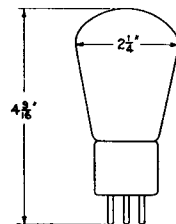
Filament current	0.25 amps.
Nominal filament voltage	4 volts
*Impedance	2,000 ohms
*Amplification factor	6
*Mutual conductance	3 mA per volt

	4021-A	4021-B	4021-C
Grid-anode capacity	9.1	9.1	9.7 μμF.
Anode-filament capacity	4.6	4.6	5.5 μμF.
Grid-filament capacity	8.0	8.0	7.3 μμF.

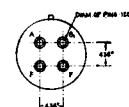
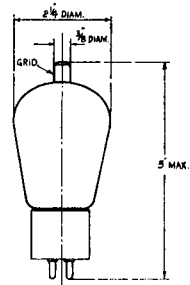
* at anode current of 23 mA.



4021-A



4021-B



4021-C

4021-A Valve
 -B Valve
 -C Valve

—Standard Valves—

TYPICAL OPERATING CONDITIONS.

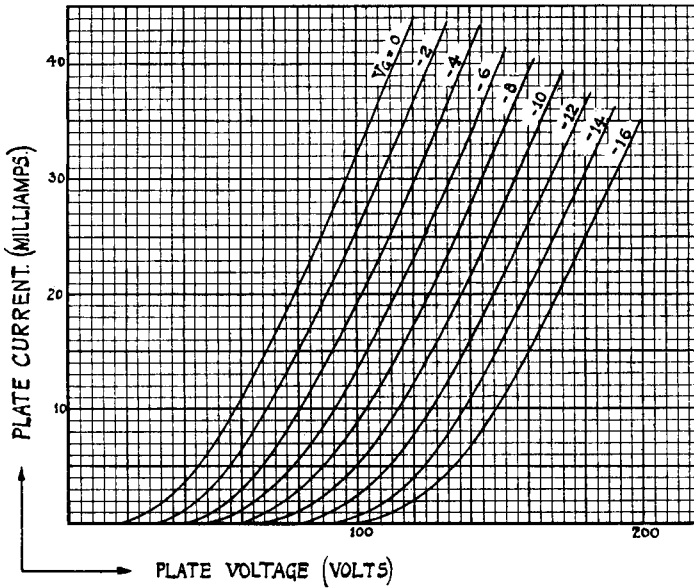
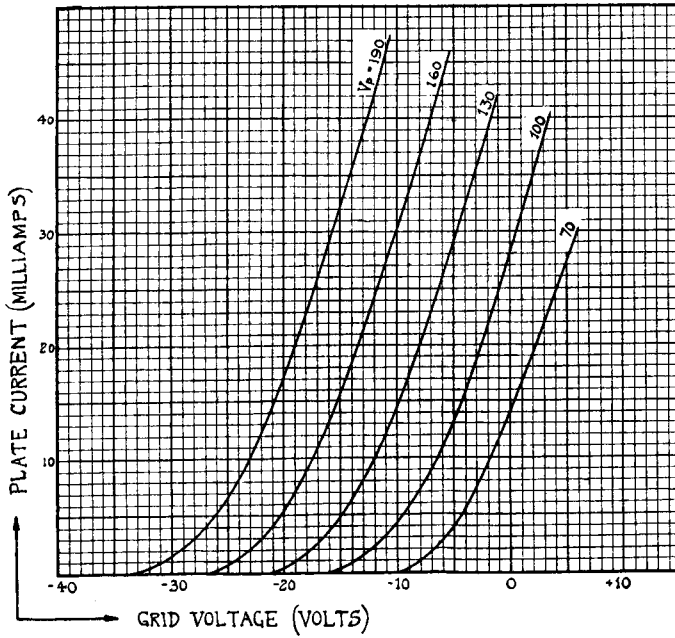
Anode voltage volts	Grid Bias volts	Anode current mA.	Anode resistance ohms	Load impedance ohms	Output mW.	Total Harmonic db below fundamental
130	—8	22.5	2,050	2,050	140	27
				4,100	100	31.5
				6,150	87	35
130	—6	28.4	1,750	1,750	65	31
				2,900	63	32.5
				5,250	56	38
130	—10	17	2,100	2,100	160	24
				4,200	125	30.4
				6,300	107	33
160	—10	32.5	1,800	1,800	250	28
				3,600	180	33.5
				5,400	158	35.5

Note :—Decreasing the output by N db below the value given in the table improves the harmonic level by N db.

PRINTED IN
 ENGLAND

—Standard Valves—

4021-A Valve
 -B Valve
 -C Valve



PRINTED IN
ENGLAND