

# DOUBLE TRIODE

# ECC35

High-gain double triode with separate cathodes for use in paraphase A.F. voltage amplifiers.

## HEATER

$V_h$	6.3	V
$I_h$	0.4	A

## CAPACITANCES

$c_{a'-a''}$	0.75	$\mu\text{uF}$
$c_{a'-g'}$	2.5	$\mu\text{uF}$
$c_{in'}$	3.0	$\mu\text{uF}$
$c_{out'}$	1.0	$\mu\text{uF}$
$c_{a''-g''}$	3.0	$\mu\text{uF}$
$c_{in''}$	3.0	$\mu\text{uF}$
$c_{out''}$	1.3	$\mu\text{uF}$

## CHARACTERISTICS

$V_a$	250	V
$V_g$	-2.5	V
$I_a$	2.3	mA
$\xi_m$	2.0	mA/V
$\mu$	68	
$r_a$	34,000	ohms

## LIMITING VALUES

$V_a(b)$ max	550	V
$V_a$ max	300	V
$W_a$ max	1.5	W
$I_k$ max	8.0	mA
$R_g$ max	1.5	M.ohms
$V_{h-k}$ max	90	V



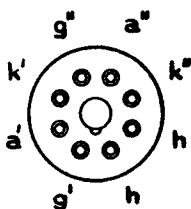
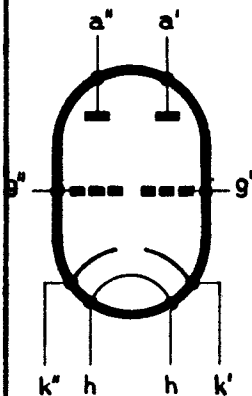
High-gain double triode with separate cathodes for use in paraphase A.F. voltage amplifiers.

### OPERATING CONDITIONS AS R.C. COUPLED AUDIO AMPLIFIER

$V_b$ (V)	$R_a$ (M $\Omega$ )	$I_a$ (mA)	$R_k$ (ohms)	$\frac{V_{out}}{V_{in}}$	$V_{out}^*$ (V)	$V_{out}^\phi$ (V)	$D_{tot}$ (%)	$R_{g1}^\#$ (M $\Omega$ )
400	.1	1.3	2700	40.5	37.5	66.2	10	.33
350	.1	1.1	2700	40.5	32.2	57.0	10	.33
300	.1	1.0	2700	40	28.0	48.7	10	.33
250	.1	0.8	2700	40	23.2	41.1	10	.33
200	.1	0.65	2700	39.5	18.7	28.5	8	.33
400	.22	0.73	4700	46	44	80	10	.68
350	.22	0.63	4700	45.5	38	69.3	10	.68
300	.22	0.53	4700	45.5	32.5	59	10	.68
250	.22	0.45	4700	45	27	43	8.5	.68
200	.22	0.38	4700	45	21.5	33.6	8.2	.68


- \* at  $D_{tot} = 5\%$
- $\phi$  at  $D_{tot} = 10\%$  or start of  $I_g$
- # grid resistance of following valve.

### ARRANGEMENT OF ELECTRODES AND BASE CONNECTIONS



OCTAL BASE

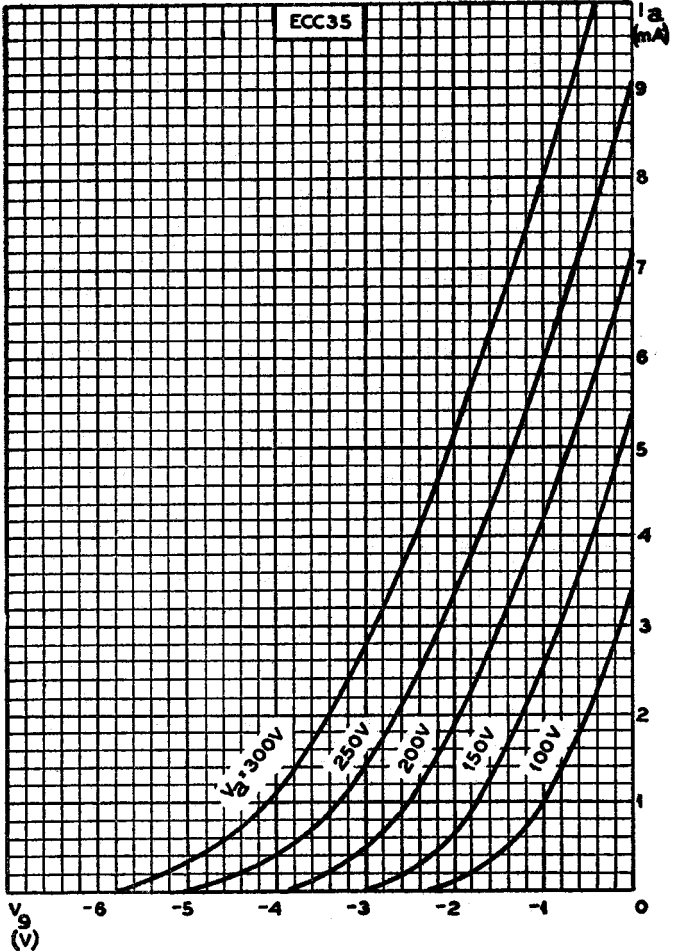
### DIMENSIONS



# DOUBLE TRIODE

# ECC35

High-gain double triode with separate cathodes for use in paraphase A.F. voltage amplifiers.



# ECC35

## DOUBLE TRIODE

High-gain double triode with separate cathodes for use in paraphase A.F. voltage amplifiers.

